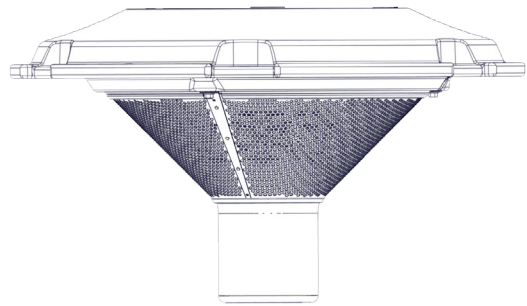




LARGE 50 HZ EJ SERIES FOUNTAIN

OVERVIEW

- Complete package includes motor unit, float with screens, mooring lines, cable, five interchangeable nozzles
- Rubber 10m power cord or 1m stub cord
- CE Marked
- Intake near surface allows for shallow operation
- Saltwater compatible
- Packaged for convenient shipping
- Optional lighting available



FLOAT

- UV-resistant polyethylene
- Single-piece float
- Series 300 stainless steel hardware
- Series 300 stainless steel top and bottom screen
- Three 15m braided mooring ropes

FOUNTAIN COMPONENTS

- Custom thermoplastic impeller
- UV-resistant thermoplastic cone and fountain housing
- Stainless steel base plate
- Series 300 stainless steel hardware
- Five thermoplastic nozzles
- Twist on/off nozzles for easy pattern changes

POWER CABLE

- 1m stub cord
- Rubber jacket, 3-conductor power cord with earth conductor
- Potted quick disconnect and stainless steel strain relief standard on all stub cords
- 6' protective stainless steel flex sleeving standard (optional for entire cord length)
- Wire size: 2.5mm² for all cord lengths

MOTOR UNIT

- 5HP, 380V 3-phase
- Class B insulation
- 1450 RPM
- Oil cooled
- Continuous duty rated
- Long-life bearings
- Thermal overload protection
- Fully unitized heavy-duty carbon-ceramic mechanical seal
- Series 300 stainless steel can
- Cast stainless steel motor top
- Sacrificial anode installed on 316 stainless shaft

OPTIONAL LIGHTS

- 230V, 50Hz compatible
- Ultrasonic welded watertight composite housing with 5 colored lenses
- Includes light fixtures and stub cord

LARGE 50 HZ EJ SERIES FOUNTAIN

OVERVIEW

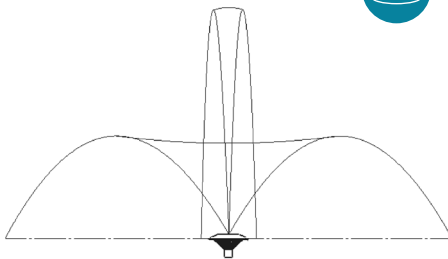
Model	HP	Voltage / Phase / Hz	Amperage	Locked Rotor Amps	Suggested Pond Size (m ²)	Min. Depth of Operation
5.3EHJF	5	380 / 3 / 50	7.7	27	10,000	71cm

WIRE SIZE

	Cord Length			
	10m	30m	60m	90m
5.3EHJ	2.5mm ²	2.5mm ²	2.5mm ²	2.5mm ²

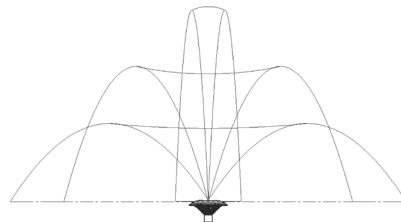


INCLUDED PATTERNS



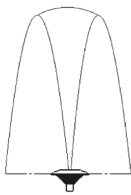
Linden (Blue Nozzle)

HP	Height	Width
5	6.2m	12.2m



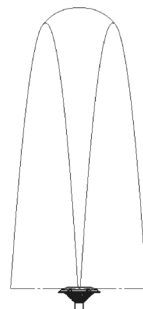
Balsam (Blue Nozzle)

HP	Height	Width
5	4.7m	9.4m



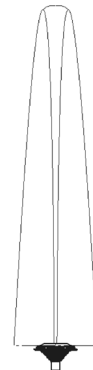
Birch

HP	Height	Width
5	5.8m	3m



Spruce

HP	Height	Width
5	7.9m	2.7m



Redwood

HP	Height	Width
5	8.1m	1.8m



NOTE For additional patterns, ask about Premium Nozzles.

Kasco[®]